

Scaled data based on original data using  
LM-79-08 Approved Method: Electrical and Photometric Measurements of Solid-  
State Lighting Products

Test Report Prepared for  
Cooper Lighting Solutions  
(formerly Eaton)

Brand: STREETWORKS

Report Number: P524184

Luminaire Tested: **IFLD-S-SA3B-940-U-66**

Issue Date: 05/27/2021



**Test Information**

Test Method: LM-79-08  
Report Number: P524184  
Test Lab: INNOVATION CENTER(G2)  
Issue Date: 05/27/2021  
Manufacturer: COOPER LIGHTING SOLUTIONS (FORMERLY EATON)  
Product Line: STREETWORKS  
Catalog Number: IFLD-S-SA3B-940-U-66  
Description: Infrastructure Flood – Middle Tier Light Square Luminaire w/ 66 distribution lens  
Light Source: (48) 4000K CCT, 90 CRI LEDS  
Ballast/Driver: ELECTRONIC DRIVER

**Summary**

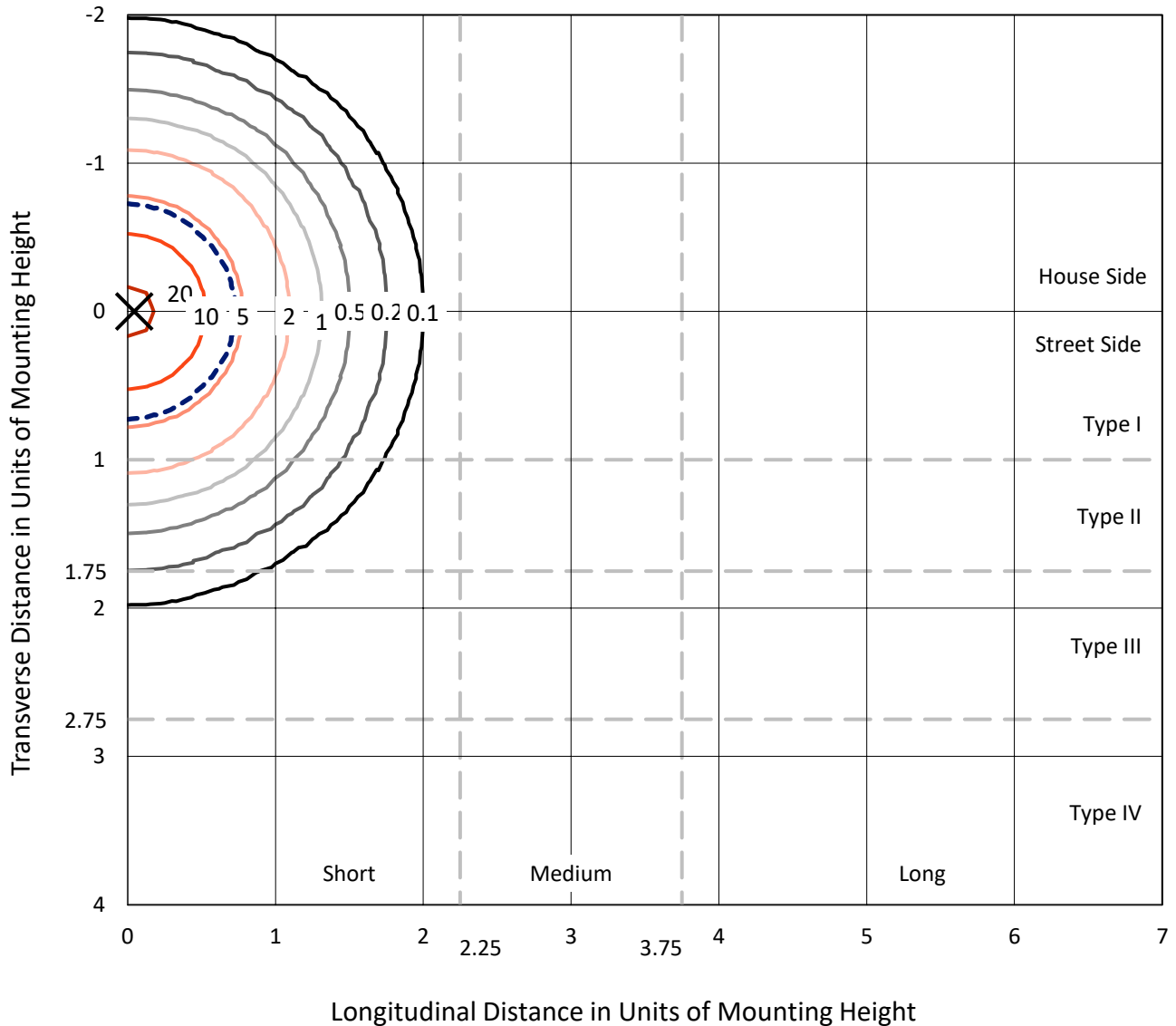
Lumens per Lamp: N/A  
Luminaire Lumens: 12757.6 lumens  
Efficiency: N/A  
Efficacy: 104.2 lumens/watt  
Luminous Opening: Rectangular (W 1' x L: 0.5' x H: 0')  
IES Classification: Type V - Short  
BUG Rating: B4 - U0 - G1

Input Watts (W): 122.4  
Input Voltage (V): 120  
Input Current (Ain): NR  
Voltage Rise (V): NR  
Power Factor: NR  
Total Harmonic Distortion (THDi): NR  
Frequency (hertz): 60  
Stabilization Time: NR  
Operation Time: NR  
Ambient Temperature (°C): NR  
Test Distance: 24 FT

REPORT NUMBER: P524184  
 CATALOG NUMBER: IFLD-S-SA3B-940-U-66

### Iso-Footcandle Lines of Horizontal Illumination

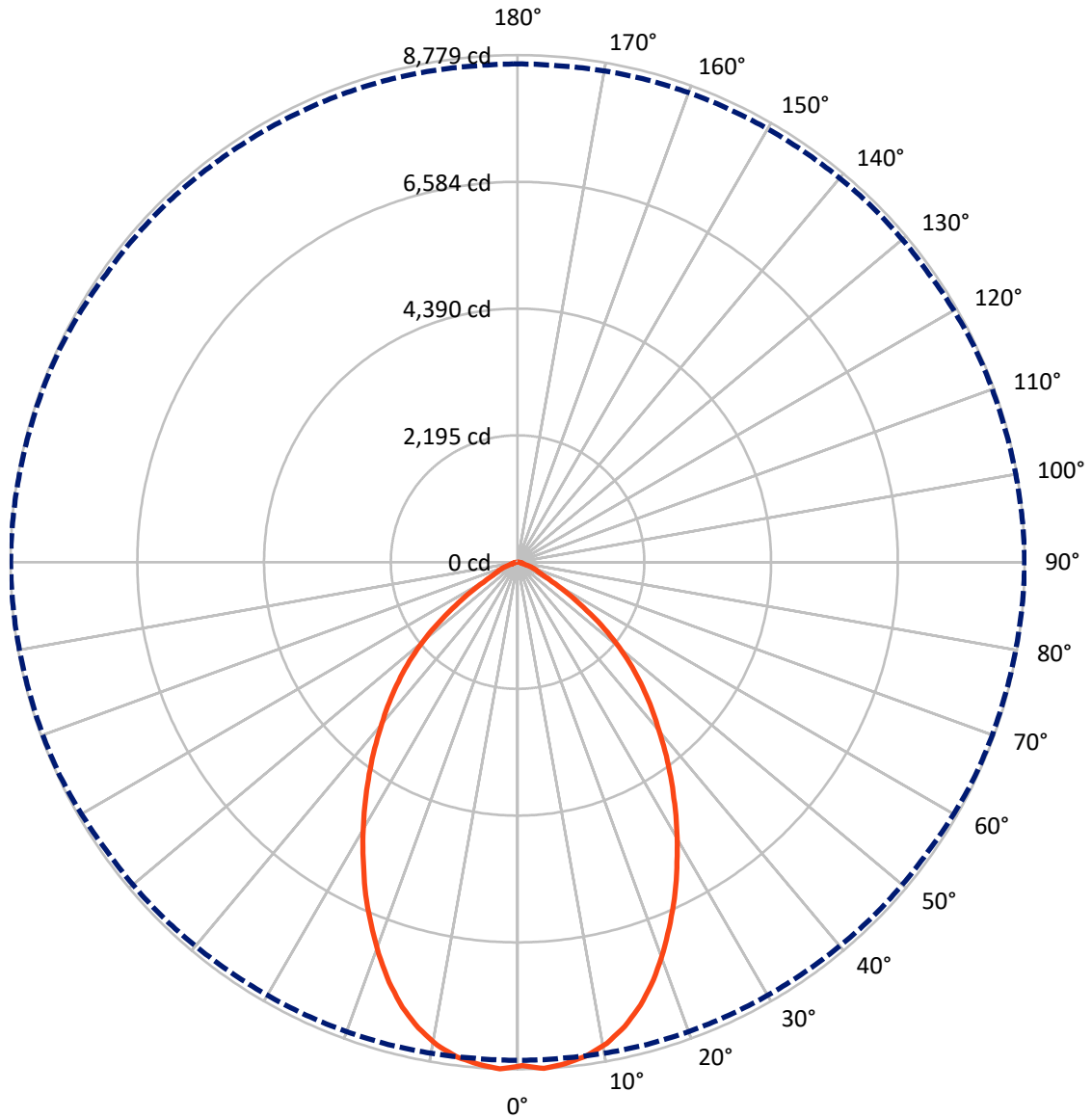
× Max cd  
 - - - 1/2 Max cd



Based on 20 foot mounting height. Maximum calculated value = 21.8 fc  
 Type V - Short - N/A

REPORT NUMBER: P524184  
CATALOG NUMBER: IFLD-S-SA3B-940-U-66

### Luminous Intensity Polar Plot



— Vertical Plane Through 90-Deg Lateral      - - - Horizontal Cone Through 2.5-Deg Vertical

REPORT NUMBER: P524184

CATALOG NUMBER: IFLD-S-SA3B-940-U-66

**FLUX DISTRIBUTION:**

		Downward	Upward	Total
<b>House Side</b>	Lumens	6378.8	0.0	6378.8
	% Fixture	50.0	0.0	50.0
<b>Street Side</b>	Lumens	6378.8	0.0	6378.8
	% Fixture	50.0	0.0	50.0
<b>Total</b>	Lumens	12757.6	0.0	12757.6
	% Fixture	100.0	0.0	100.0

**ZONAL LUMENS:**

Zone	Lumens	% Fixture
0°-10°	818.6	6.4
10°-20°	2199.6	17.2
20°-30°	2845.9	22.3
30°-40°	2806.7	22.0
40°-50°	2270.8	17.8
50°-60°	1236.4	9.7
60°-70°	391.7	3.1
70°-80°	151.6	1.2
80°-90°	36.2	0.3
90°-100°	0.0	0.0
100°-110°	0.0	0.0
110°-120°	0.0	0.0
120°-130°	0.0	0.0
130°-140°	0.0	0.0
140°-150°	0.0	0.0
150°-160°	0.0	0.0
160°-170°	0.0	0.0
170°-180°	0.0	0.0
0°-90°	12757.6	100.0
0°-180°	12757.6	100.0

**Coefficient of Utilization**



REPORT NUMBER: P524184

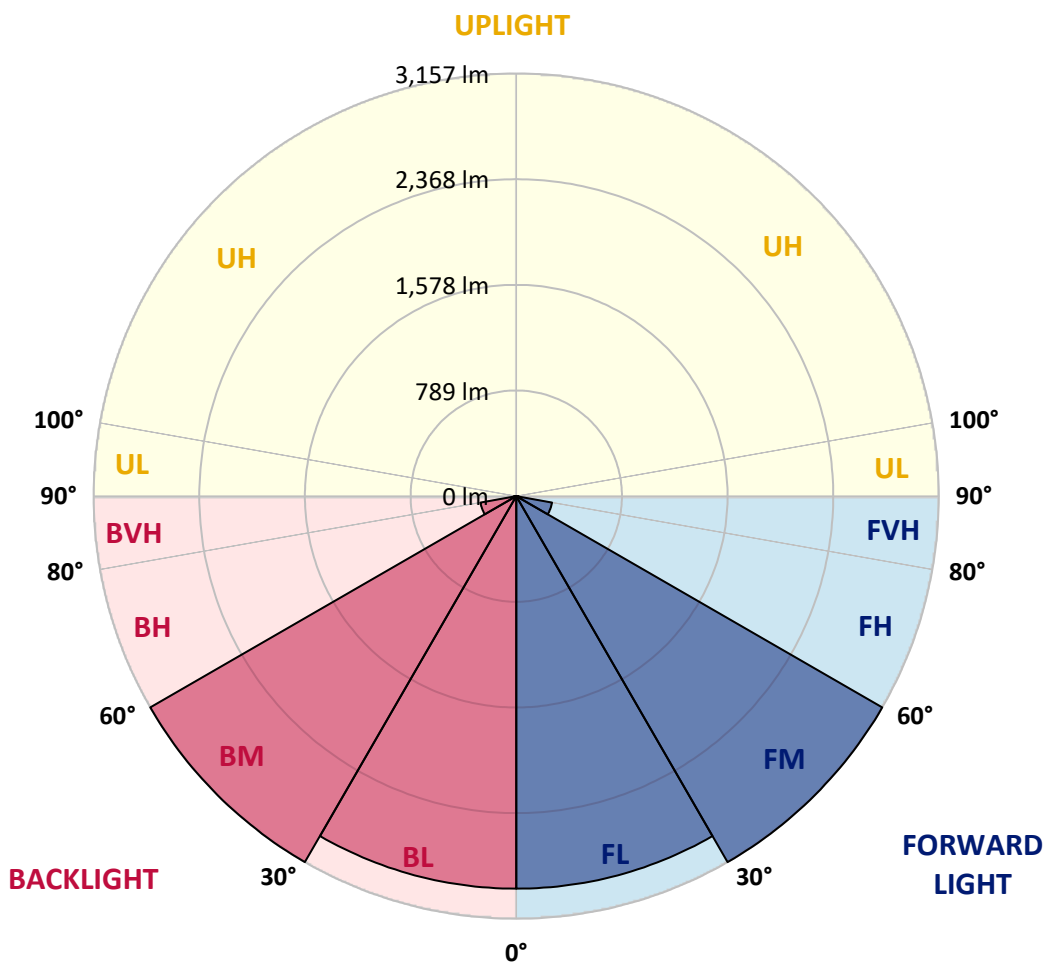
CATALOG NUMBER: IFLD-S-SA3B-940-U-66

**LUMINAIRE CLASSIFICATION SYSTEM LUMEN TABLE AND BUG RATING:**

Zone	Lumens	% Fixture	Zone Rating/Lumen Limit		
			B	U	G
FL (0°-30°)	2932.1	23.0			
FM (30°-60°)	3156.9	24.7			
FH (60°-80°)	271.7	2.1			G0/660
FVH (80°-90°)	18.1	0.1			G1/100
BL (0°-30°)	2932.1	23.0	B4/5000		
BM (30°-60°)	3156.9	24.7	B3/5000		
BH (60°-80°)	271.7	2.1	B1/500		G0/660
BVH (80°-90°)	18.1	0.1			G1/100
UL (90°-100°)	0.0	0.0		U0/0	
UH (100°-180°)	0.0	0.0		U0/0	

**BUG Rating: B4-U0-G1**

Type V Short





REPORT NUMBER: P524184  
 CATALOG NUMBER: IFLD-S-SA3B-940-U-66

**CANDELA DISTRIBUTION (FULL):**

	0°	5°	15°	25°	35°	45°	55°	65°	75°	85°	90°
0°	8720.1	8720.1	8720.1	8720.1	8720.1	8720.1	8720.1	8720.1	8720.1	8720.1	8720.1
2.5°	8626.1	8624.3	8646.4	8655.6	8666.7	8688.8	8696.2	8744.1	8749.6	8768.1	8779.1
5°	8611.4	8604.0	8626.1	8629.8	8642.7	8646.4	8657.5	8690.7	8687.0	8714.6	8720.1
7.5°	8532.1	8522.9	8541.4	8545.0	8563.5	8557.9	8576.4	8600.3	8600.3	8620.6	8629.8
10°	8355.2	8353.3	8371.8	8373.6	8399.4	8393.9	8423.4	8428.9	8443.7	8458.4	8475.0
12.5°	8143.2	8119.3	8143.2	8134.0	8169.0	8148.8	8189.3	8202.2	8209.6	8235.4	8248.3
15°	7870.4	7840.9	7857.5	7848.3	7870.4	7844.6	7887.0	7912.8	7922.0	7947.8	7960.7
17.5°	7505.5	7481.5	7485.2	7472.3	7487.0	7466.8	7507.3	7547.9	7560.8	7588.4	7606.9
20°	7046.5	7046.5	7048.4	7037.3	7050.2	7029.9	7055.7	7118.4	7131.3	7168.2	7199.5
22.5°	6598.6	6598.6	6604.2	6589.4	6593.1	6583.9	6611.5	6672.4	6692.6	6731.3	6770.0
25°	6169.2	6161.8	6165.5	6152.6	6137.8	6141.5	6174.7	6213.4	6257.6	6307.4	6336.9
27.5°	5760.0	5769.2	5747.1	5737.9	5726.8	5706.5	5745.2	5793.2	5824.5	5865.0	5879.8
30°	5323.1	5341.6	5325.0	5317.6	5290.0	5264.2	5304.7	5352.6	5384.0	5422.7	5439.3
32.5°	4934.2	4928.7	4914.0	4897.4	4869.7	4849.4	4866.0	4921.3	4945.3	4985.8	4991.4
35°	4517.7	4514.0	4504.8	4471.6	4462.4	4438.4	4453.2	4501.1	4519.5	4543.5	4561.9
37.5°	4110.3	4097.4	4093.7	4080.8	4064.2	4058.7	4058.7	4084.5	4102.9	4126.9	4145.3
40°	3706.7	3710.3	3699.3	3688.2	3682.7	3675.3	3677.2	3691.9	3706.7	3717.7	3728.8
42.5°	3341.7	3321.4	3314.1	3303.0	3308.5	3317.7	3297.5	3319.6	3338.0	3338.0	3362.0
45°	2923.3	2932.5	2936.2	2954.6	2954.6	2945.4	2938.0	2949.1	2967.5	2965.7	2989.7
47.5°	2558.4	2547.3	2556.5	2584.2	2608.1	2611.8	2589.7	2595.2	2600.7	2591.5	2613.6
50°	2158.4	2162.1	2160.2	2202.6	2250.5	2233.9	2217.4	2222.9	2221.0	2221.0	2224.7
52.5°	1723.4	1732.6	1721.5	1782.4	1834.0	1821.1	1810.0	1810.0	1819.2	1817.4	1815.5
55°	1327.1	1323.4	1299.5	1328.9	1375.0	1376.9	1360.3	1367.6	1376.9	1386.1	1384.2
57.5°	988.0	976.9	943.7	945.6	997.2	1010.1	995.3	993.5	1004.5	1008.2	1028.5
60°	665.4	663.5	634.1	632.2	652.5	687.5	670.9	670.9	674.6	680.1	685.7
62.5°	455.3	459.0	447.9	446.1	449.7	479.2	477.4	475.5	473.7	481.1	479.2
65°	357.6	359.4	355.7	355.7	357.6	370.5	383.4	385.2	387.1	388.9	387.1
67.5°	287.5	289.4	285.7	289.4	289.4	291.2	309.7	317.0	318.9	318.9	317.0
70°	221.2	228.6	232.2	232.2	232.2	232.2	245.1	254.4	252.5	241.5	230.4
72.5°	110.6	134.6	186.2	188.0	186.2	184.3	191.7	200.9	199.1	140.1	105.1
75°	73.7	79.3	145.6	153.0	151.1	143.8	151.1	162.2	158.5	90.3	86.6
77.5°	42.4	46.1	97.7	112.4	121.7	105.1	119.8	130.9	125.3	73.7	71.9
80°	33.2	31.3	70.0	86.6	82.9	66.4	97.7	105.1	95.8	55.3	49.8
82.5°	20.3	20.3	46.1	66.4	60.8	38.7	68.2	81.1	71.9	40.6	36.9
85°	11.1	12.9	22.1	33.2	35.0	25.8	36.9	44.2	44.2	25.8	25.8
87.5°	5.5	5.5	7.4	7.4	9.2	11.1	11.1	12.9	9.2	7.4	7.4
90°	0.0	0.0	0.0	0.0	0.0	0.0	0.0	0.0	0.0	0.0	0.0

(END OF REPORT)